

BEFORE BEGINNING INSTALLATION, READ ALL INSTRUCTIONS

INSTALLATION INSTRUCTIONS

- 1- REMOVE THE EXISTING SUN VISOR, BUT REMAIN THE EXISTING BOLTED BRACKETS ONTO THE CAB.
- 2- INSTALL THE SUPPLIED BRACKETS ONTO THE EXISTING BRACKETS ON THE CAB.
- 3- TEMPORARILY INSTALL THE SUN VISOR ONTO THE CAB.
- 4- USING THE SUN VISOR, MARK HOLES ON BOTH ENDS OF SUN VISOR AND BRACKETS MISSING HOLES ON CAB.

ATTENTION

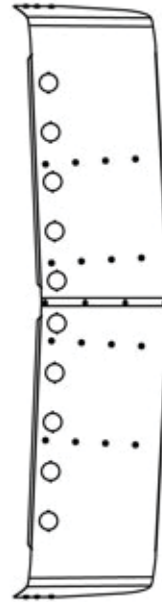
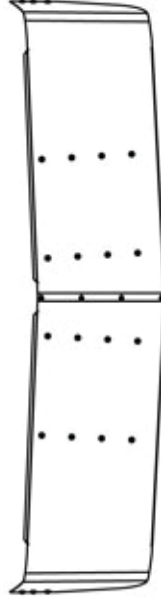
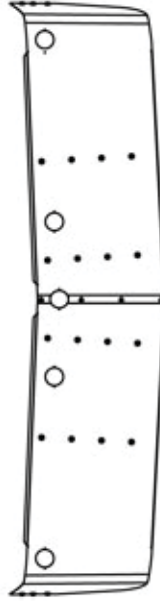
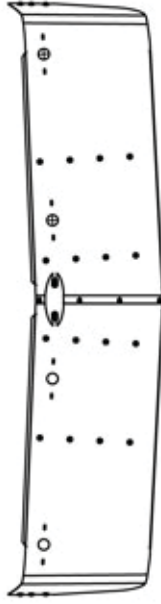
REMOVE SUN VISOR TO PREVENT DAMAGE

- 5- DRILL THE MARKED HOLES AT 1/2" (.5") DIA.
- 6- INSERT THE WELLNUTS.
- 7- IF WITHOUT LIGHTS; SKIP TO STEP #11.
- 8- INSTALL THE LIGHTS ON SUN VISOR, CONNECT THE LIGHTS AND DIRECT WIRE TOWARDS CENTER.
- 9- INSTALL THE SUN VISOR ON THE CAB, AS ILLUSTRATED
- 10- INSTALL AND CONNECT THE CENTRAL LIGHT TO THE OTHERS.
- 11- REINSTALL THE SUN VISOR ON THE CAB, AS ILLUSTRATED.

CAUTION

IT IS THE RESPONSIBILITY OF THE INSTALLER TO PLAN AHEAD THE ADEQUATE ELECTRICAL CONNECTION ACCORDING TO THE STANDARDS OF THE TRUCK MANUFACTURER AND DOT REGISTRATION.

- 12- CONNECT LIGHTS HARNESS TO THE TRUCK.
- 13- TIGHTEN ALL BOLTS AND SCREWS FIRMLY.



TRUX ACCESSORIES

TITLE:

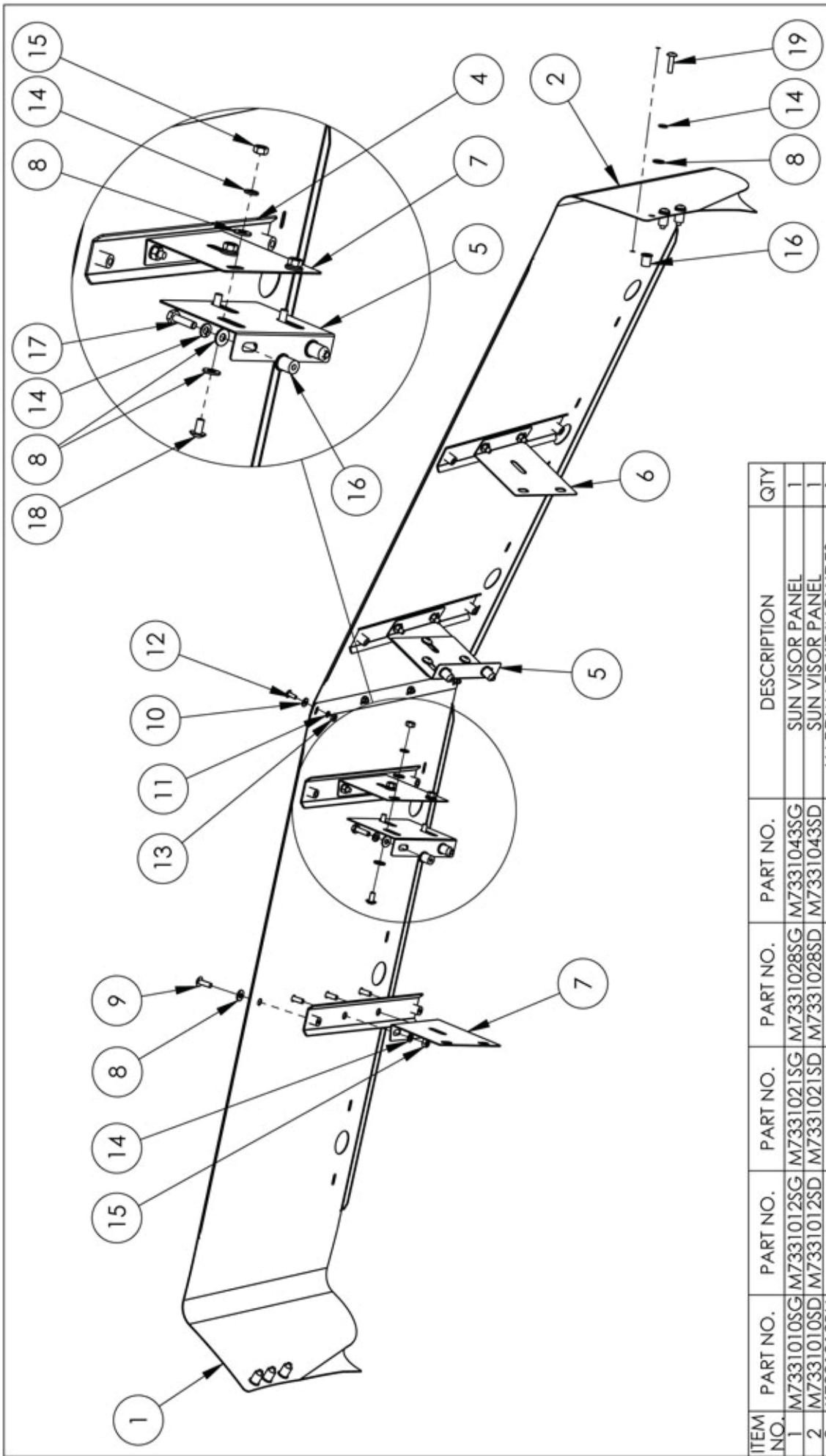
SUN VISOR FRIEGHTLINER MID ROOF
CLASSIC, CLASSIC XL, FLD 112 & 120 1991 & UP

SIZE DWG. NO.

A TSUN-F9 & F12

NAME	DATE	REV	DATE
-	-	PH1	-

SCALE: 1:8 WEIGHT: LBS SHEET: 1 OF 1



TRUSS ACCESSORIES

TITLE:
 SUN VISOR FRIEGLINER MID ROOF
 CLASSIC, CLASSIC XL, FLD 112 & 120 1991 & UP

SIZE DWG. NO. **A**

NAME	DATE	REV	DATE
DRAWN BY	-	PHI	-
SCALE: 1:8		WEIGHT: LBS	SHEET: 1 OF 1

ITEM NO.	PART NO.	PART NO.	PART NO.	PART NO.	PART NO.	DESCRIPTION	QTY
1	M7331010SG	M7331021SG	M7331028SG	M7331043SG		SUN VISOR PANEL	1
2	M7331010SD	M7331021SD	M7331028SD	M7331043SD		SUN VISOR PANEL	1
3	K7331012BH					HARDWARE KIT INCLUDES:	
4						PR9331007-U01	4
5						PR7331000-U01	2
6						PR7331001-D01	2
7						PR7131001-G01	2
8						FLAT WASHER 1/4"	38
9						TRUSS PHILIPS 1/4"-20NCX3/4"SS	16
10						FLAT WASHER ID# 10 X OD 1/2" SS	4
11						LOCK WASHER #10 SS	4
12						TRUSS PHILIPS #10-32NFX1/2" SS	4
13						NYLON LOCK NUT #10-32NF SS	4
14						LOCK WASHER 1/4" SS	24
15						HEX NUT 1/4"-20NC	14
16						WELL NUT 1/4"-20NC	10
17						HEX. BOLT 1/4NC X 1	4
18						TRUSS PHILIPS 1/4"-20NCX1/2" S	6
19						TRUSS PHILIPS 1/4-20NC X 1	6